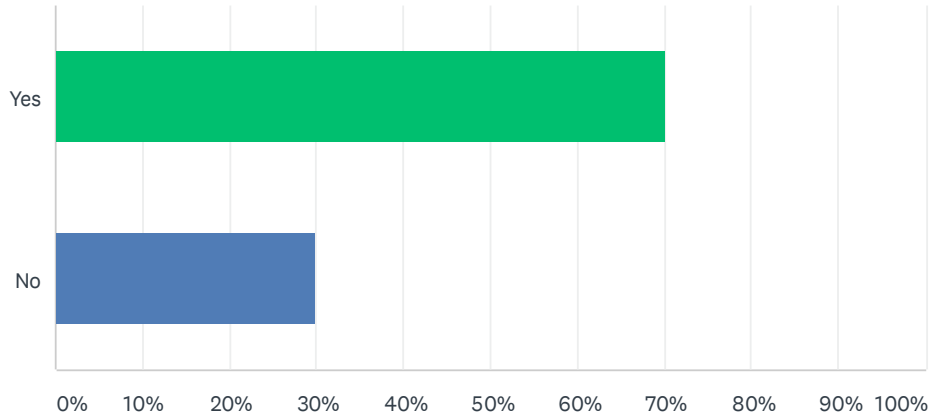


Q1 Do you believe a new bridge specifically for people walking, biking, and rolling would benefit the community (including Oregon City, West Linn, Gladstone, Clackamas County, and the greater Metro region)?

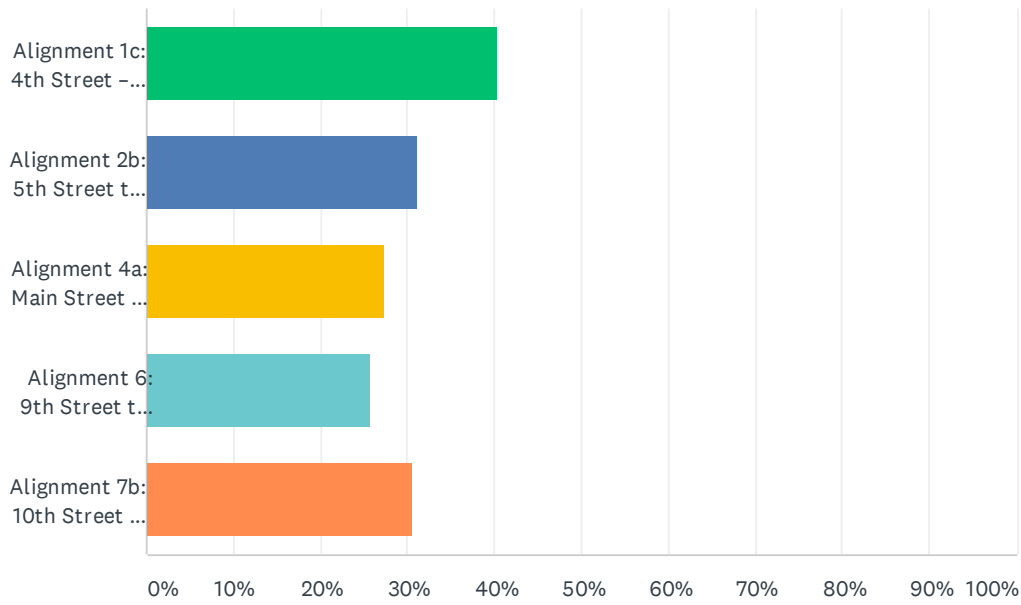
Answered: 204 Skipped: 1



ANSWER CHOICES	RESPONSES	
Yes	70.10%	143
No	29.90%	61
TOTAL		204

Q2 Of the potential alignments shown above, which do you think would provide the best user experience? Consider views, safety, sounds, historic architecture, ease of use (climbing ramps), connection to cultural and ethnic resources, etc. (choose top two)

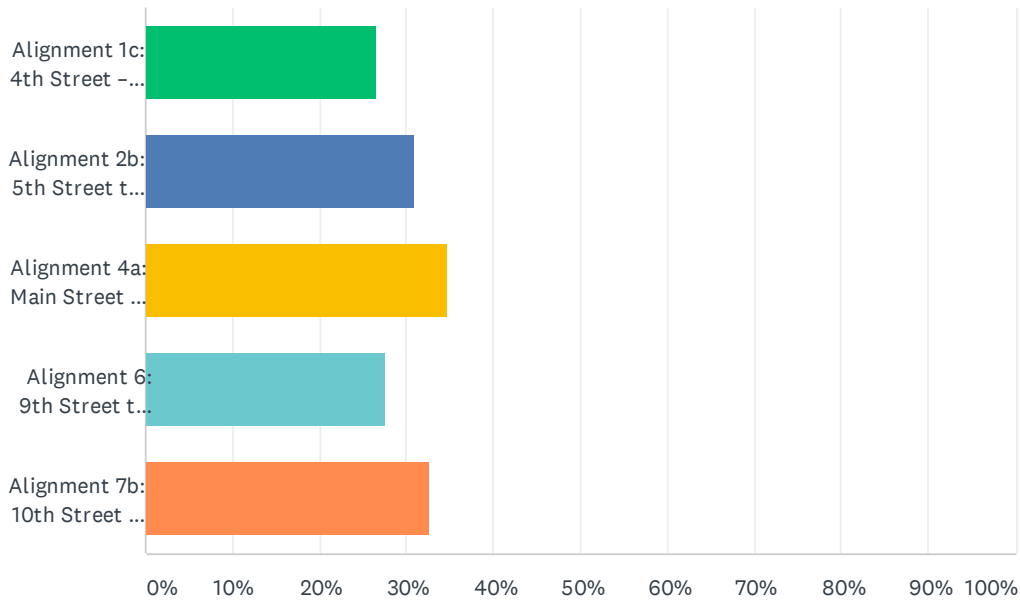
Answered: 183 Skipped: 22



ANSWER CHOICES	RESPONSES	
Alignment 1c: 4th Street – Mill Street	40.44%	74
Alignment 2b: 5th Street to Mill Street	31.15%	57
Alignment 4a: Main Street to Mill Street	27.32%	50
Alignment 6: 9th Street to Willamette Drive	25.68%	47
Alignment 7b: 10th Street to OR 43	30.60%	56
Total Respondents: 183		

Q3 Of the potential alignments shown above, which do you think would provide the best connection (providing access to the most places people want to go) for people walking, biking, and rolling? (choose top two)

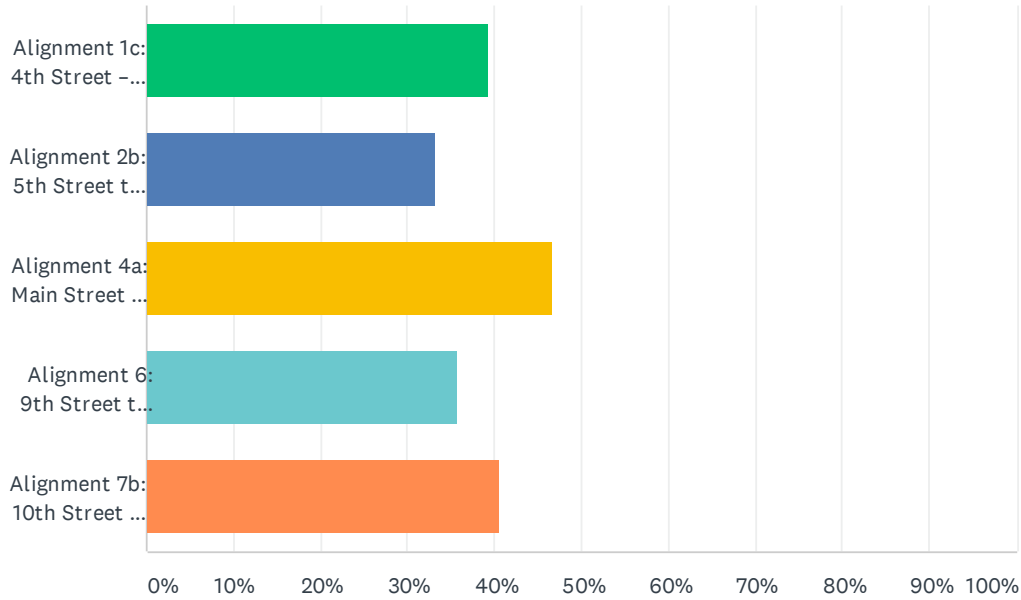
Answered: 181 Skipped: 24



ANSWER CHOICES	RESPONSES	
Alignment 1c: 4th Street – Mill Street	26.52%	48
Alignment 2b: 5th Street to Mill Street	30.94%	56
Alignment 4a: Main Street to Mill Street	34.81%	63
Alignment 6: 9th Street to Willamette Drive	27.62%	50
Alignment 7b: 10th Street to OR 43	32.60%	59
Total Respondents: 181		

Q4 Of the potential alignments shown above, which do you believe would not make good options, regarding user experience and/or connection for people walking, biking, and rolling? (choose all that apply)

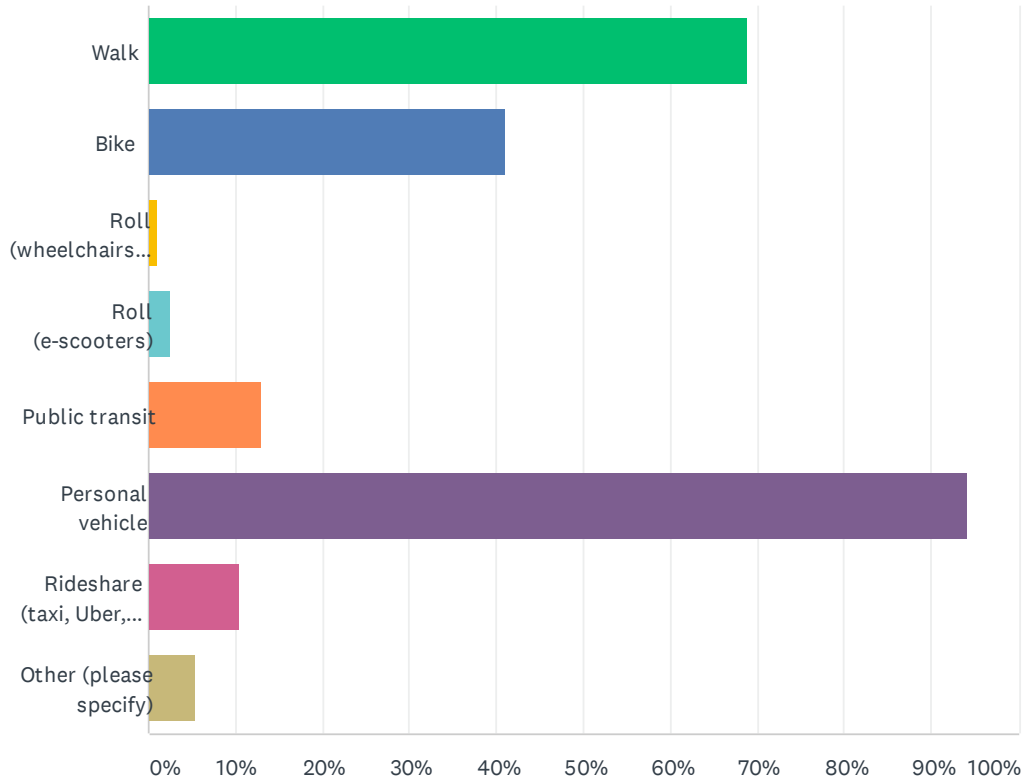
Answered: 165 Skipped: 40



ANSWER CHOICES	RESPONSES	
Alignment 1c: 4th Street – Mill Street	39.39%	65
Alignment 2b: 5th Street to Mill Street	33.33%	55
Alignment 4a: Main Street to Mill Street	46.67%	77
Alignment 6: 9th Street to Willamette Drive	35.76%	59
Alignment 7b: 10th Street to OR 43	40.61%	67
Total Respondents: 165		

Q5 How do you get around your community today? (choose all that apply)

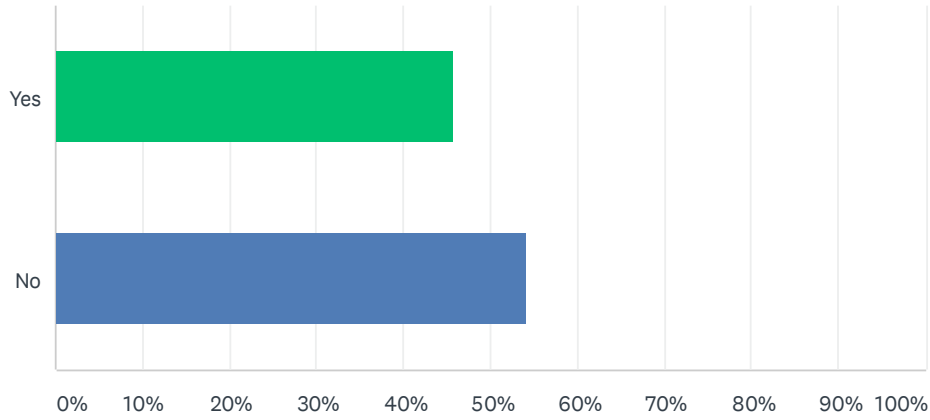
Answered: 202 Skipped: 3



ANSWER CHOICES	RESPONSES	
Walk	68.81%	139
Bike	41.09%	83
Roll (wheelchairs, walkers, power scooters)	0.99%	2
Roll (e-scooters)	2.48%	5
Public transit	12.87%	26
Personal vehicle	94.06%	190
Rideshare (taxi, Uber, Lyft)	10.40%	21
Other (please specify)	5.45%	11
Total Respondents: 202		

Q6 Do you currently walk, bike, or roll across the Arch Bridge (OR 43)?

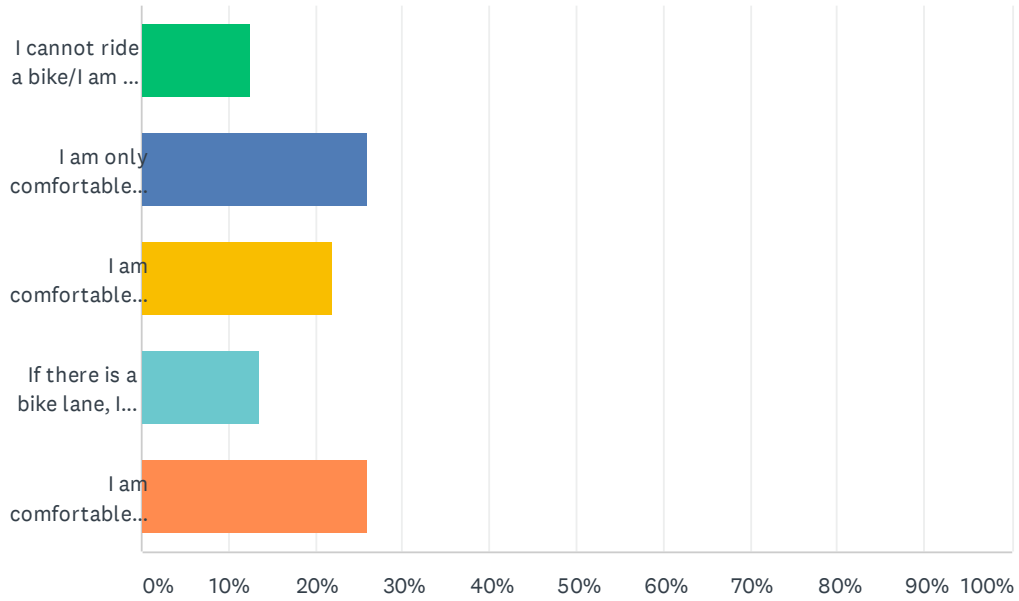
Answered: 201 Skipped: 4



ANSWER CHOICES	RESPONSES
Yes	45.77% 92
No	54.23% 109
TOTAL	201

Q7 How would you characterize your biking ability?

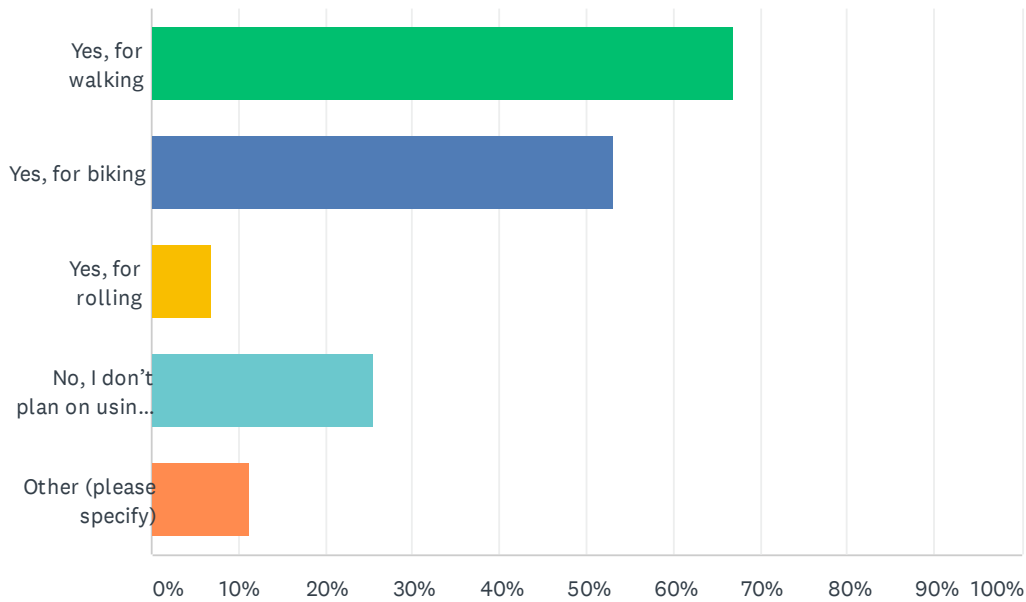
Answered: 200 Skipped: 5



ANSWER CHOICES	RESPONSES	
I cannot ride a bike/I am not interested in biking	12.50%	25
I am only comfortable riding on separated paths away from traffic	26.00%	52
I am comfortable riding a bike on roads with little traffic	22.00%	44
If there is a bike lane, I am comfortable riding a bike on roads with heavier traffic and faster speeds	13.50%	27
I am comfortable riding a bike just about anywhere	26.00%	52
TOTAL		200

Q8 Would you use a new bridge dedicated to walking, biking, and rolling in this area? (check all that apply)

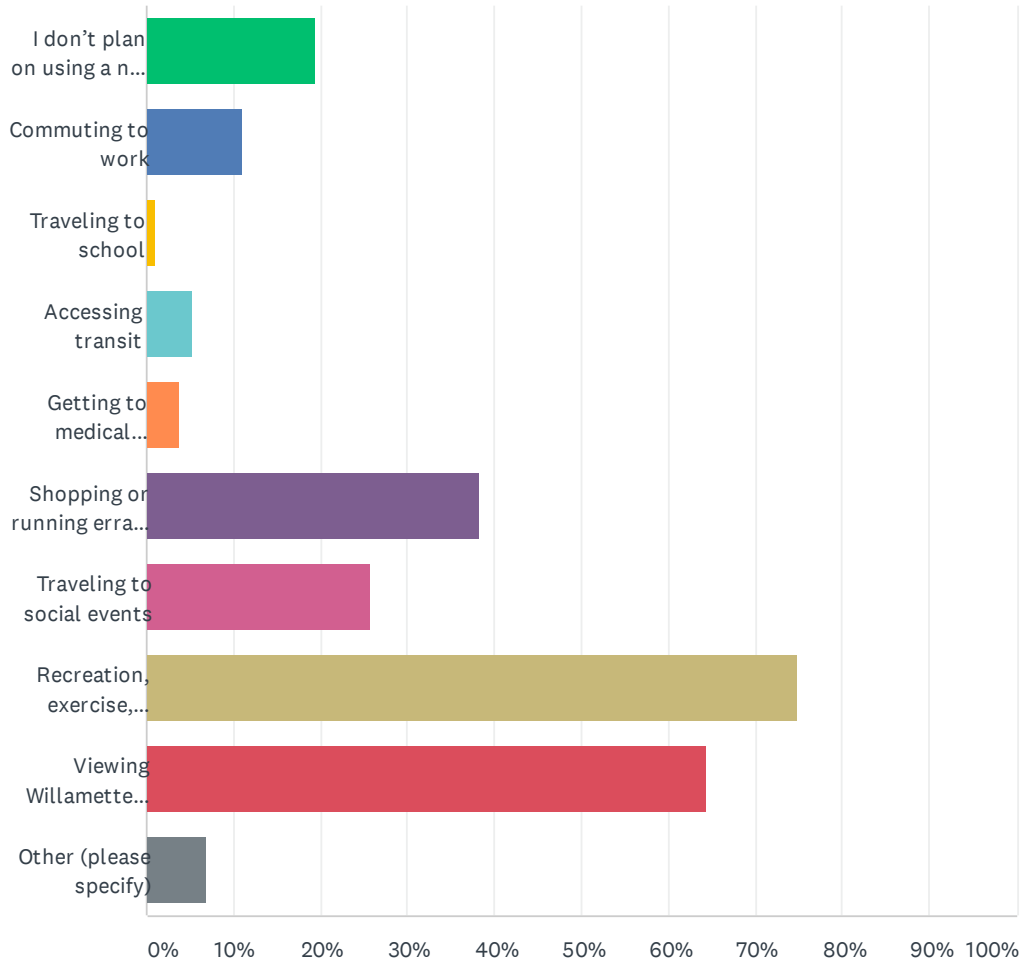
Answered: 203 Skipped: 2



ANSWER CHOICES	RESPONSES	
Yes, for walking	67.00%	136
Yes, for biking	53.20%	108
Yes, for rolling	6.90%	14
No, I don't plan on using a new bridge	25.62%	52
Other (please specify)	11.33%	23
Total Respondents: 203		

Q9 If yes, what would you use it for? (choose all that apply)

Answered: 191 Skipped: 14



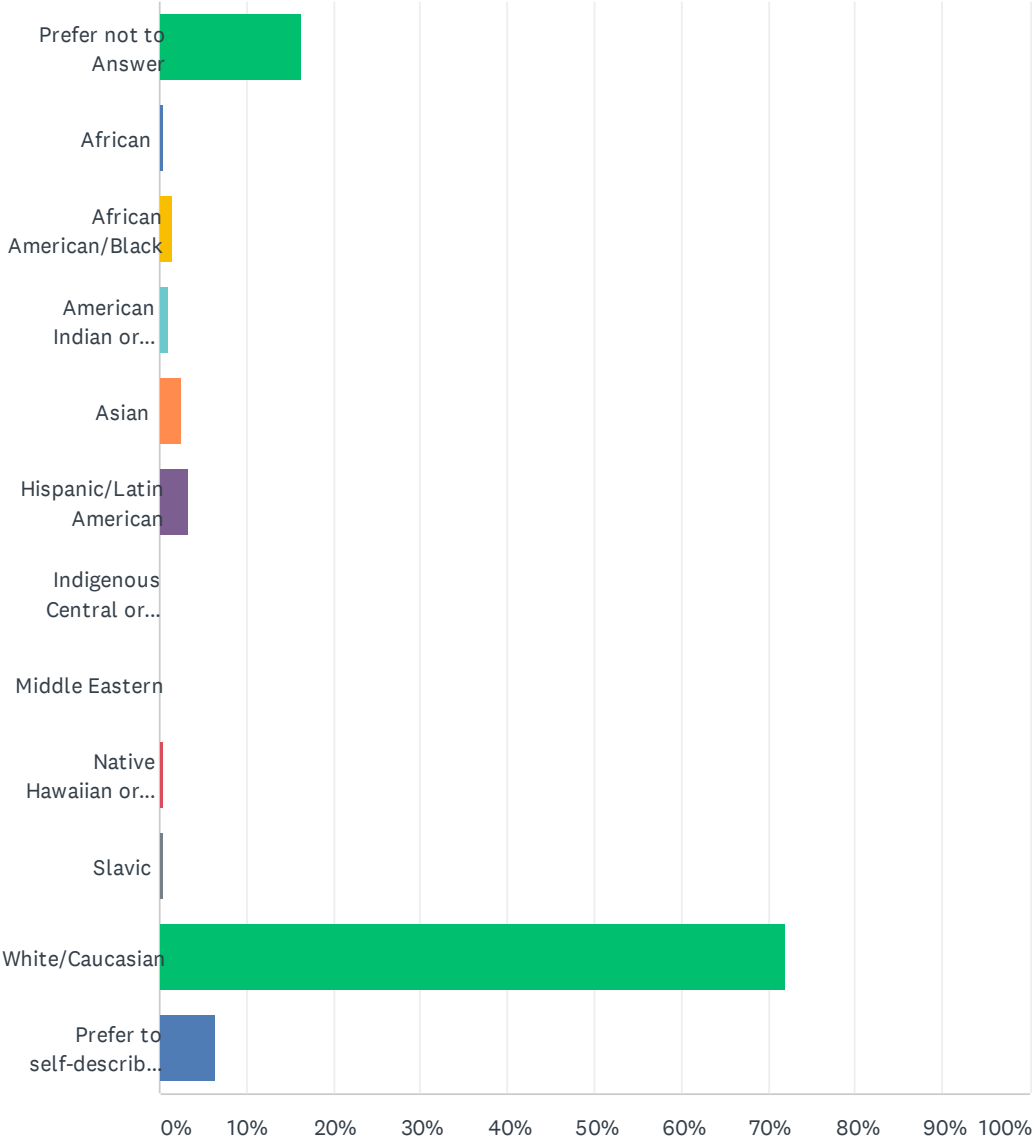
ANSWER CHOICES	RESPONSES	
I don't plan on using a new bridge	19.37%	37
Commuting to work	10.99%	21
Traveling to school	1.05%	2
Accessing transit	5.24%	10
Getting to medical appointments	3.66%	7
Shopping or running errands in downtown Oregon City or West Linn	38.22%	73
Traveling to social events	25.65%	49
Recreation, exercise, and/or accessing nearby trails	74.87%	143
Viewing Willamette Falls	64.40%	123
Other (please specify)	6.81%	13
Total Respondents: 191		

Q10 What is your zip code? (fill in)

Answered: 205 Skipped: 0

Q11 How do you identify your race/ethnicity? (select all that apply)

Answered: 203 Skipped: 2

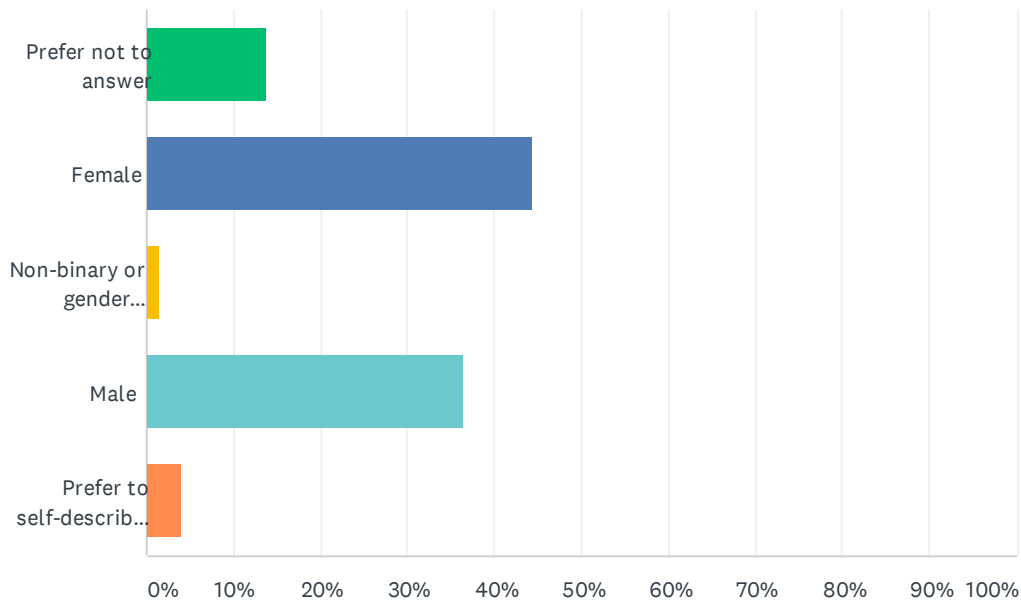


Community Survey: The Oregon City – West Linn Pedestrian and Bicycle Bridge Concept Plan

ANSWER CHOICES	RESPONSES	
Prefer not to Answer	16.26%	33
African	0.49%	1
African American/Black	1.48%	3
American Indian or Alaska Native	0.99%	2
Asian	2.46%	5
Hispanic/Latin American	3.45%	7
Indigenous Central or South American	0.00%	0
Middle Eastern	0.00%	0
Native Hawaiian or Pacific Islander	0.49%	1
Slavic	0.49%	1
White/Caucasian	71.92%	146
Prefer to self-describe (write in)	6.40%	13
Total Respondents: 203		

Q12 Gender

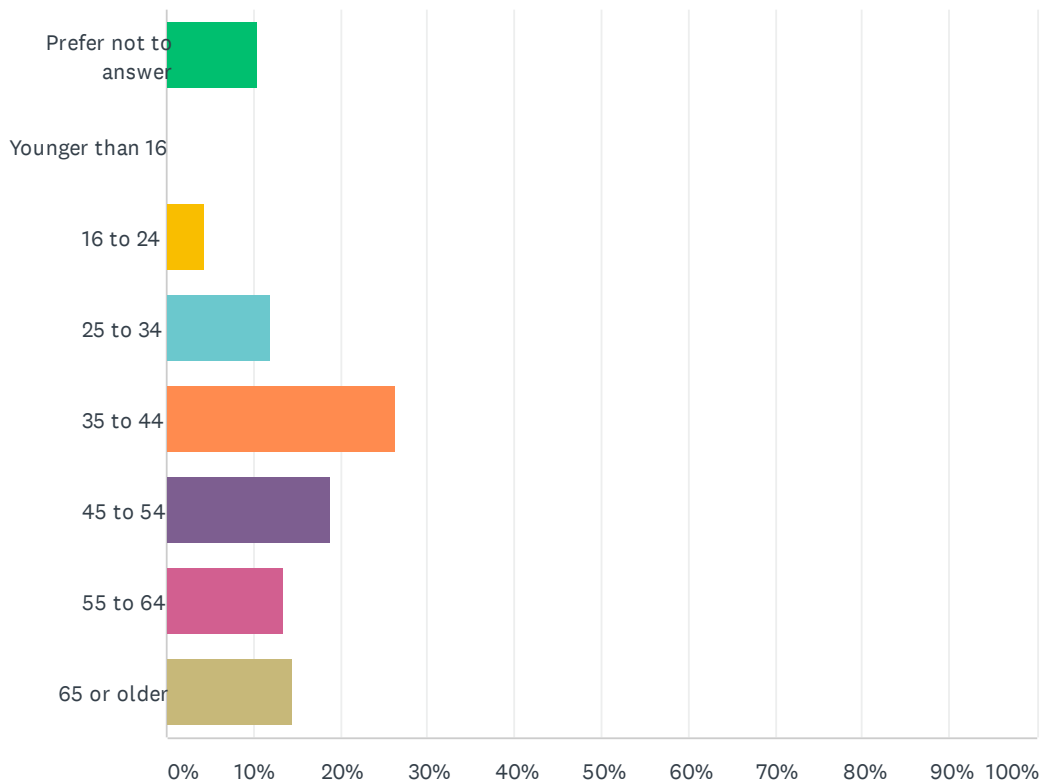
Answered: 203 Skipped: 2



ANSWER CHOICES	RESPONSES	
Prefer not to answer	13.79%	28
Female	44.33%	90
Non-binary or gender non-conforming	1.48%	3
Male	36.45%	74
Prefer to self-describe (write in)	3.94%	8
TOTAL		203

Q13 Age

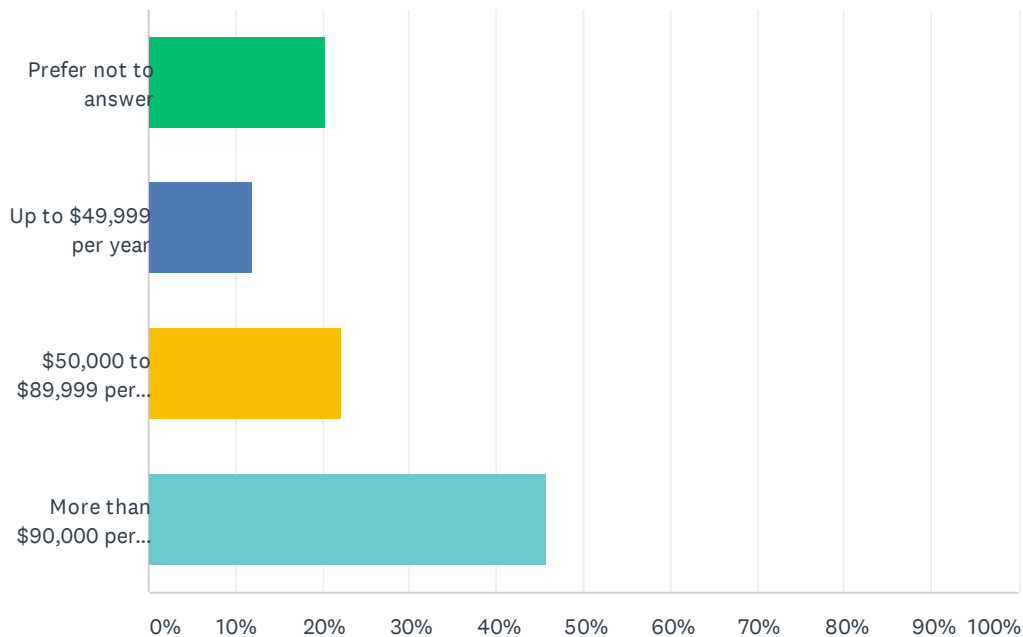
Answered: 201 Skipped: 4



ANSWER CHOICES	RESPONSES	
Prefer not to answer	10.45%	21
Younger than 16	0.00%	0
16 to 24	4.48%	9
25 to 34	11.94%	24
35 to 44	26.37%	53
45 to 54	18.91%	38
55 to 64	13.43%	27
65 or older	14.43%	29
TOTAL		201

Q14 Annual household income

Answered: 203 Skipped: 2



ANSWER CHOICES	RESPONSES	
Prefer not to answer	20.20%	41
Up to \$49,999 per year	11.82%	24
\$50,000 to \$89,999 per year	22.17%	45
More than \$90,000 per year	45.81%	93
TOTAL		203